

Table of Contents



- Background -

- Objective -

- Goal -



Business & Entrepreneurship Panelists





Moderated Panel Notes

Question 1

What types of training, education, certifications, or credentials are desirable for entry-level Entrepreneurs?



Question 2

What foundational/technical skills are necessary for start-up businesses or entry-level positions within your specific industry?

Question 3



Breakout/ Speed-dating" Questions





-
-
-
-











Employer Survey Results

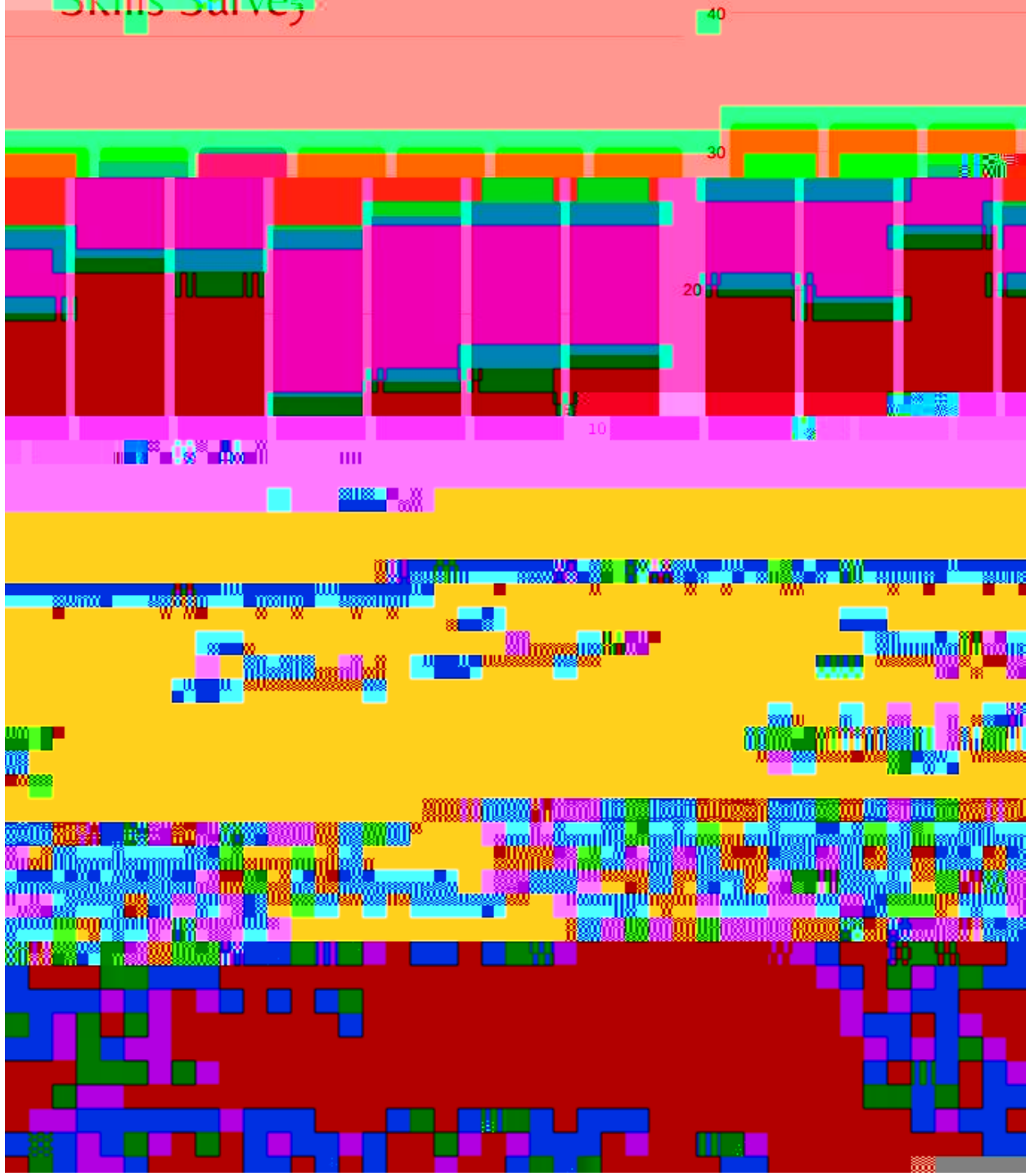


Business & Entrepreneurs' In-Employability Skills Survey



Business Management Technical

Skills Survey



Entrepreneurship & Self-Employment

The image is a collage of various data visualizations and charts. At the top, there is a bar chart with several bars of varying heights. Below that, there are several line graphs and scatter plots. One prominent chart is a bar chart with a grid background, showing data points across multiple categories. Another chart is a line graph with a blue background, showing a trend over time. There are also several smaller charts and graphs scattered throughout the collage, including a pie chart and a bar chart with a grid. The overall theme is data analysis and business performance.

Marketing



Photos

