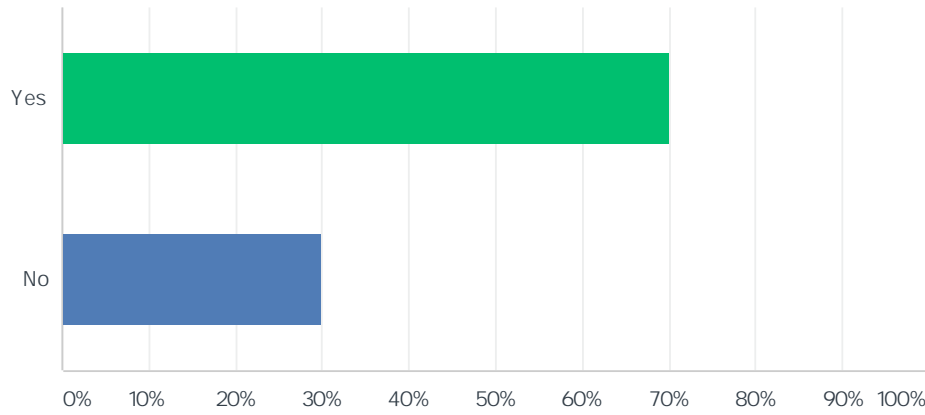


Q1 Did you watch any videos on Lynda.com since January 1, 2018?

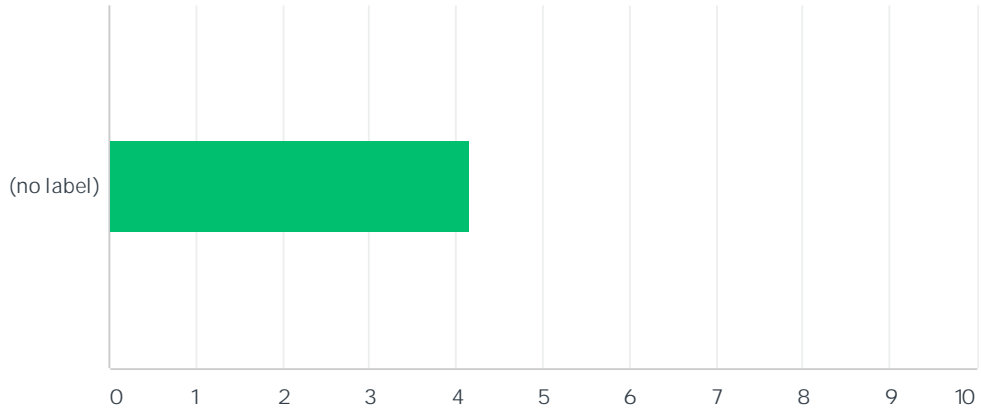
Answered: 67 Skipped: 0



ANSWER CHOICES	RESPONSES	
Yes	70.15%	47
No	29.85%	20
TOTAL		67

Q2 On a scale of one to five, how useful was it? Did it meet your needs?


Answered: 59 Skipped: 8



	NOT USEFUL	(NO LABEL)	(NO LABEL)	(NO LABEL)	VERY USEFUL	TOTAL	WEIGHTED AVERAGE
(no label)	10.17% 6	0.00% 0	10.17% 6	22.03% 13	57.63% 34	59	4.17

Q3 On a scale of one to five, how convenient was it to use the service?

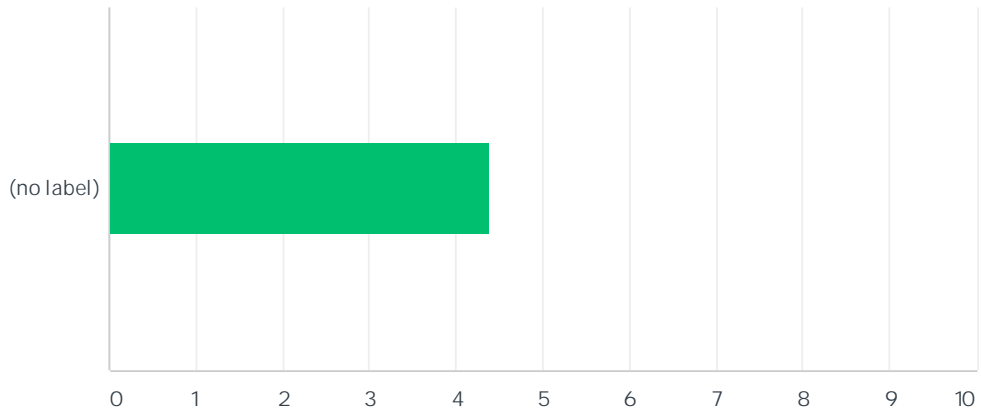
Answered: 58 Skipped: 9



Scale	Percentage	Count
1	1.72%	1
2	10.34%	6
3	22.41%	13
4	6.90%	4
5	58.62%	34
Average		4.17

Q5 On a scale of one to five, how likely are you to use it again?

Answered: 59 Skipped: 8



	NOT LIKELY	(NO LABEL)	(NO LABEL)	(NO LABEL)	VERY LIKELY	TOTAL	WEIGHTED AVERAGE
(no label)	8.47%	0.00%	6.78%	13.56%	71.19%	59	4.39
	5	0	4	8	42		

