

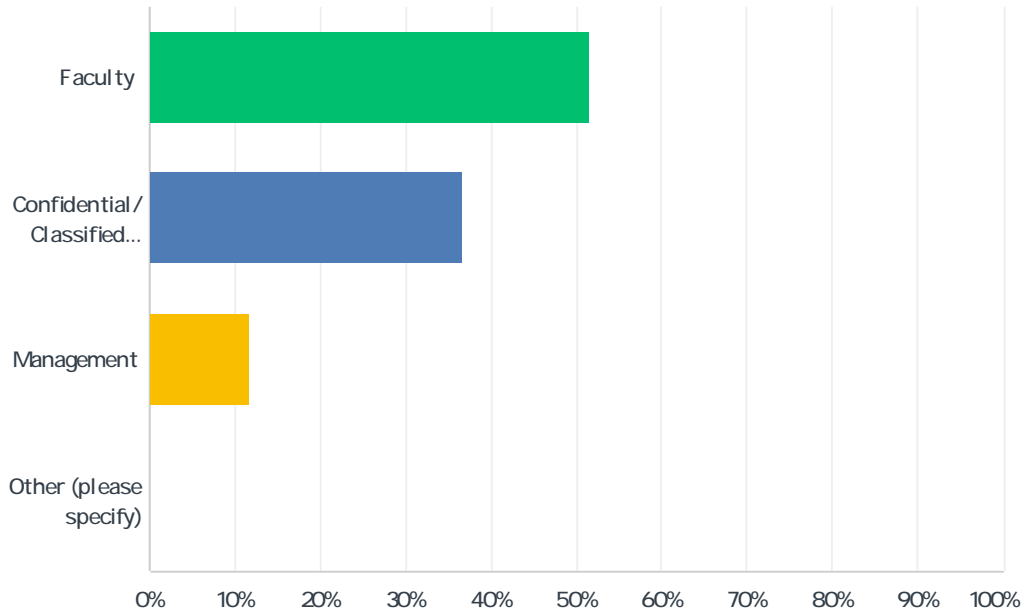
1

N

C

:

A : 60 : 0

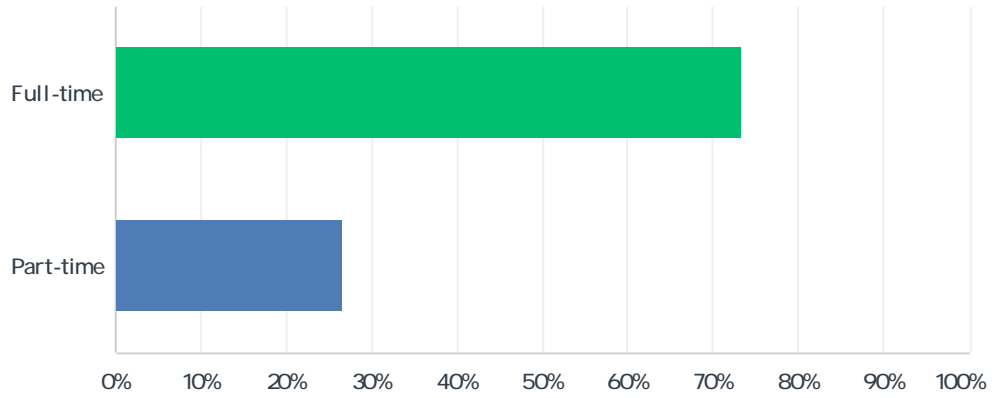


ANSWER CHOICES	RESPONSES
F	51.67% 31
C / C	36.67% 22
M	11.67% 7
O ()	0.00% 0
O AL	60

#	OTHER (PLEASE SPECIFY)	DATE

2 M N C :

A : 60 : 0

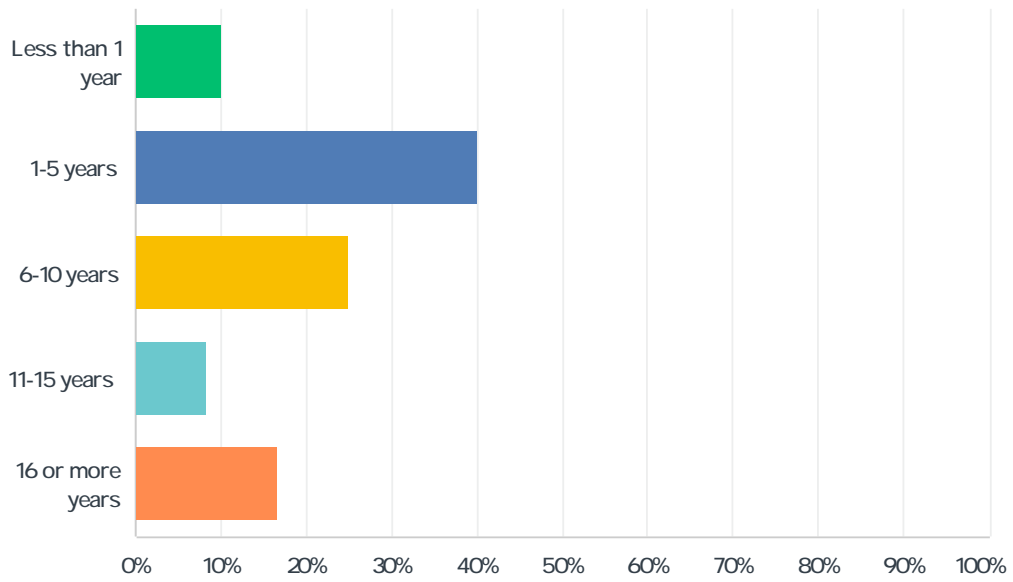


ANSWER CHOICES	RESPONSES	
F -	73.33%	44
P -	26.67%	16
TOTAL		60

4 H

N C ?

A : 60 : 0

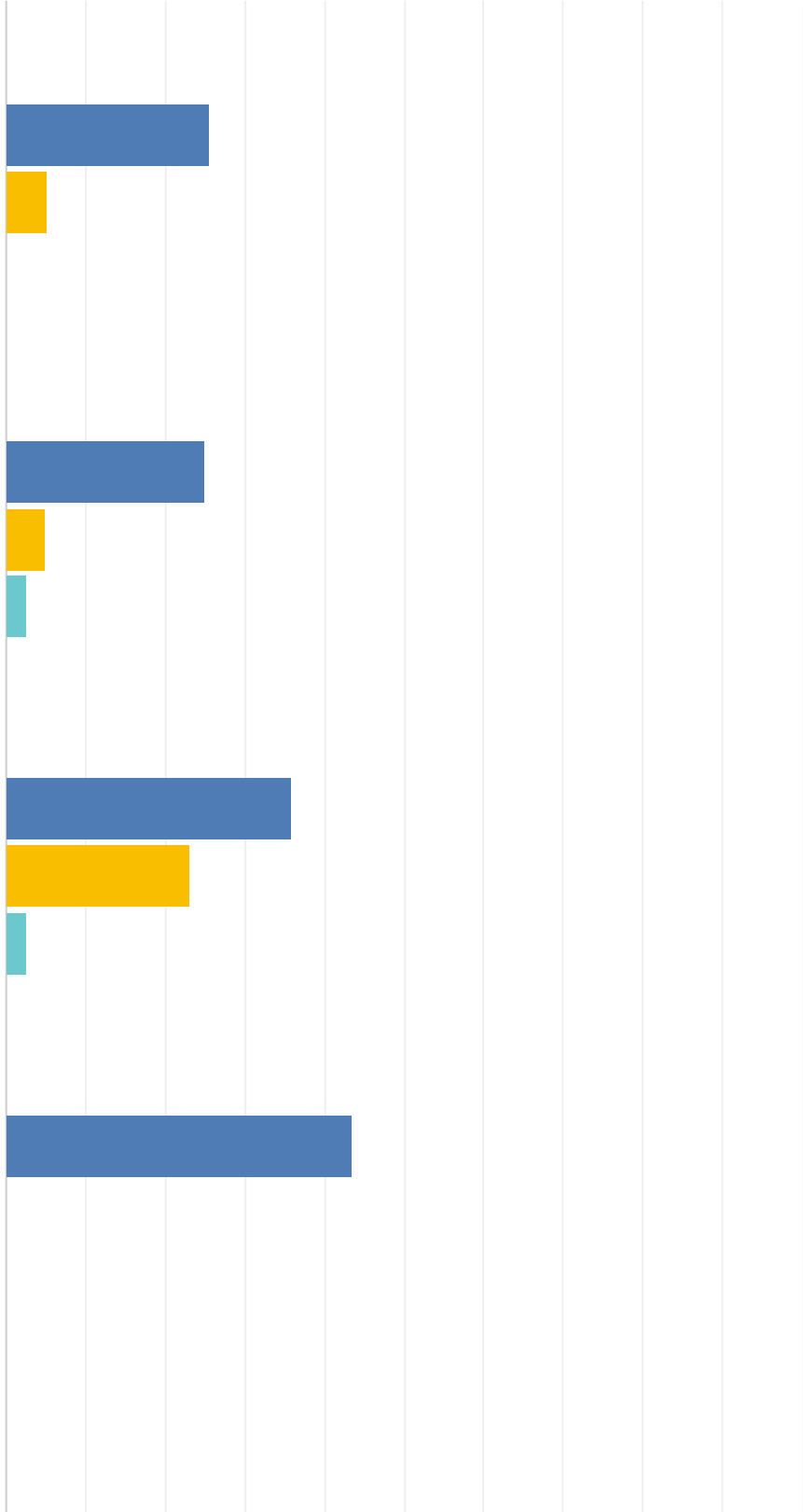


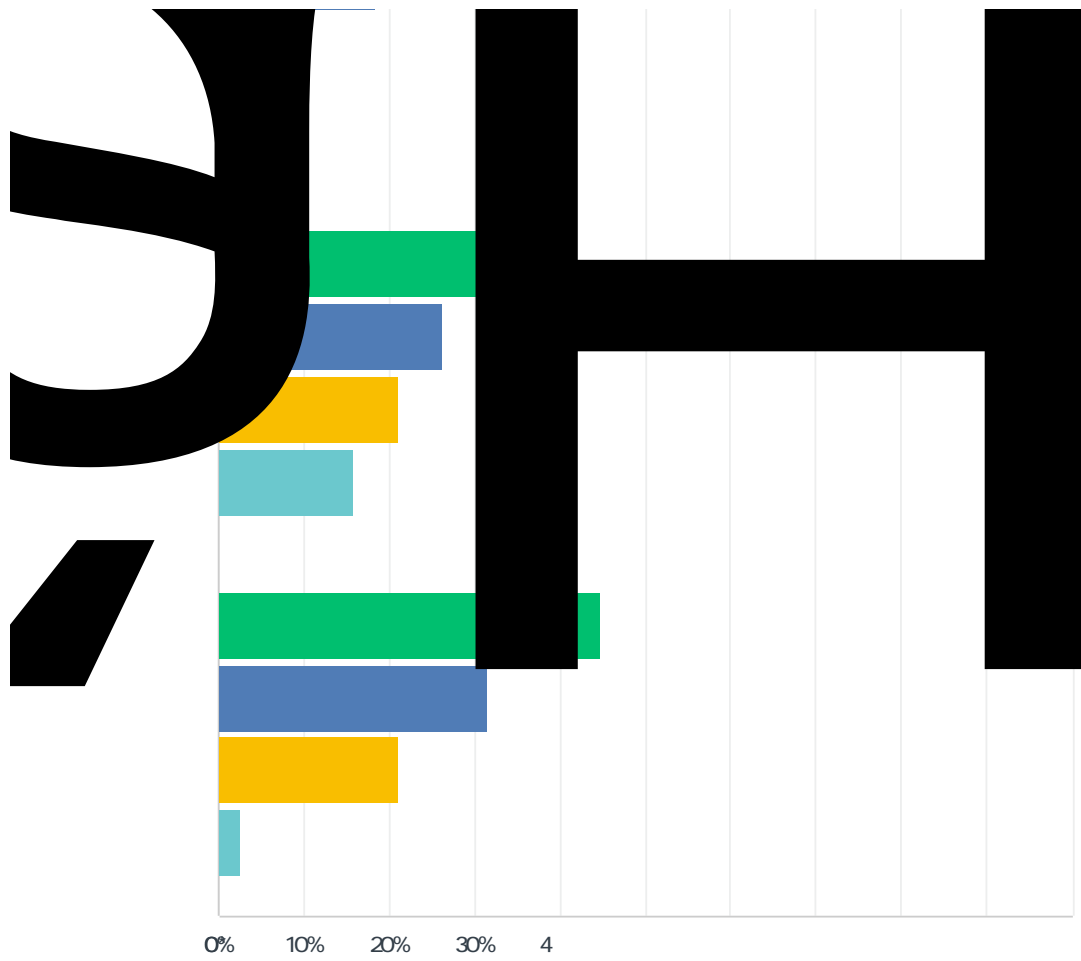
ANSWER CHOICES	RESPONSES
L 1	10.00% 6
1-5	40.00% 24
6-10	25.00% 15
11-15	8.33% 5
16	16.67% 10
O AL	60

5



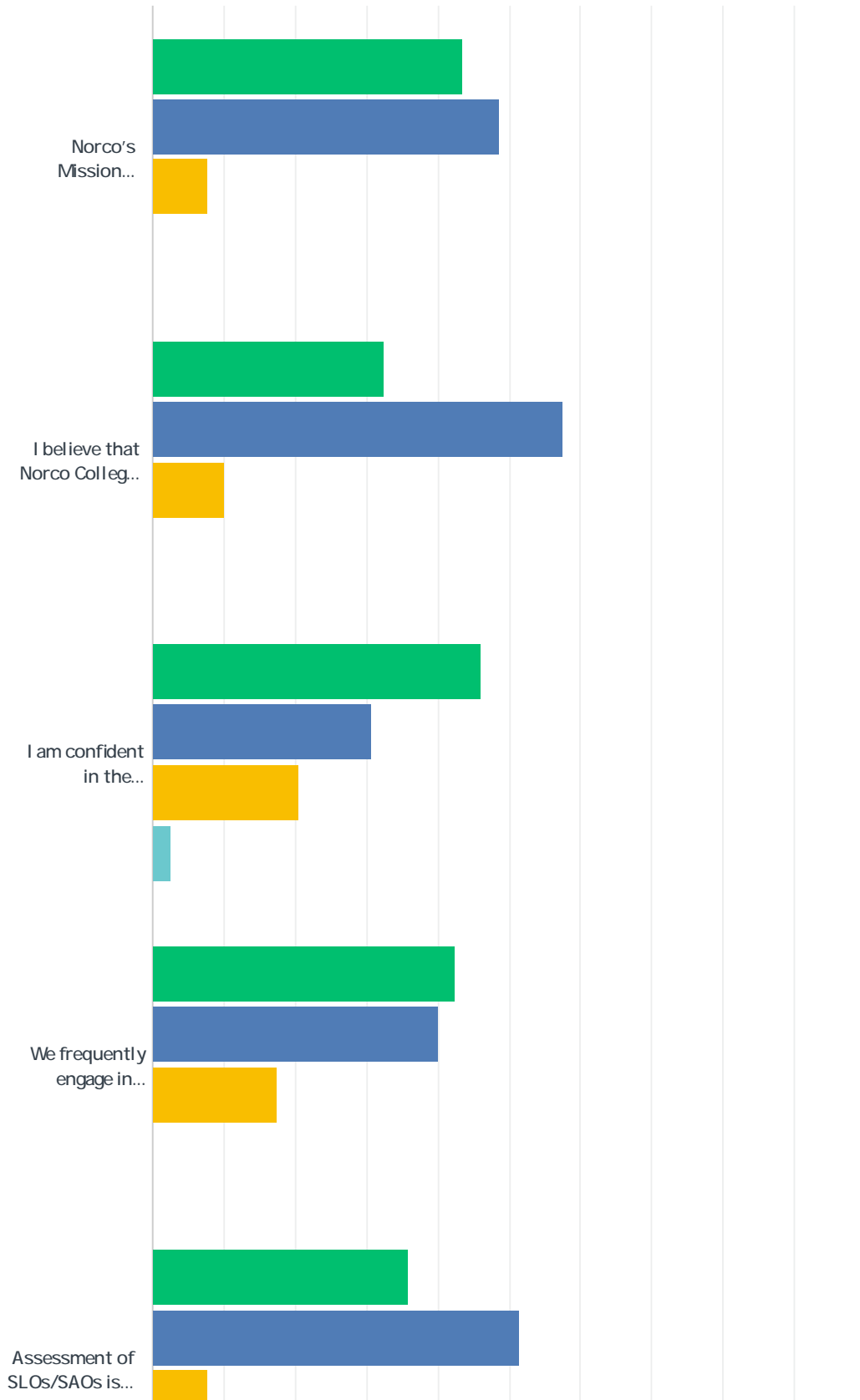
A : 40 : 20

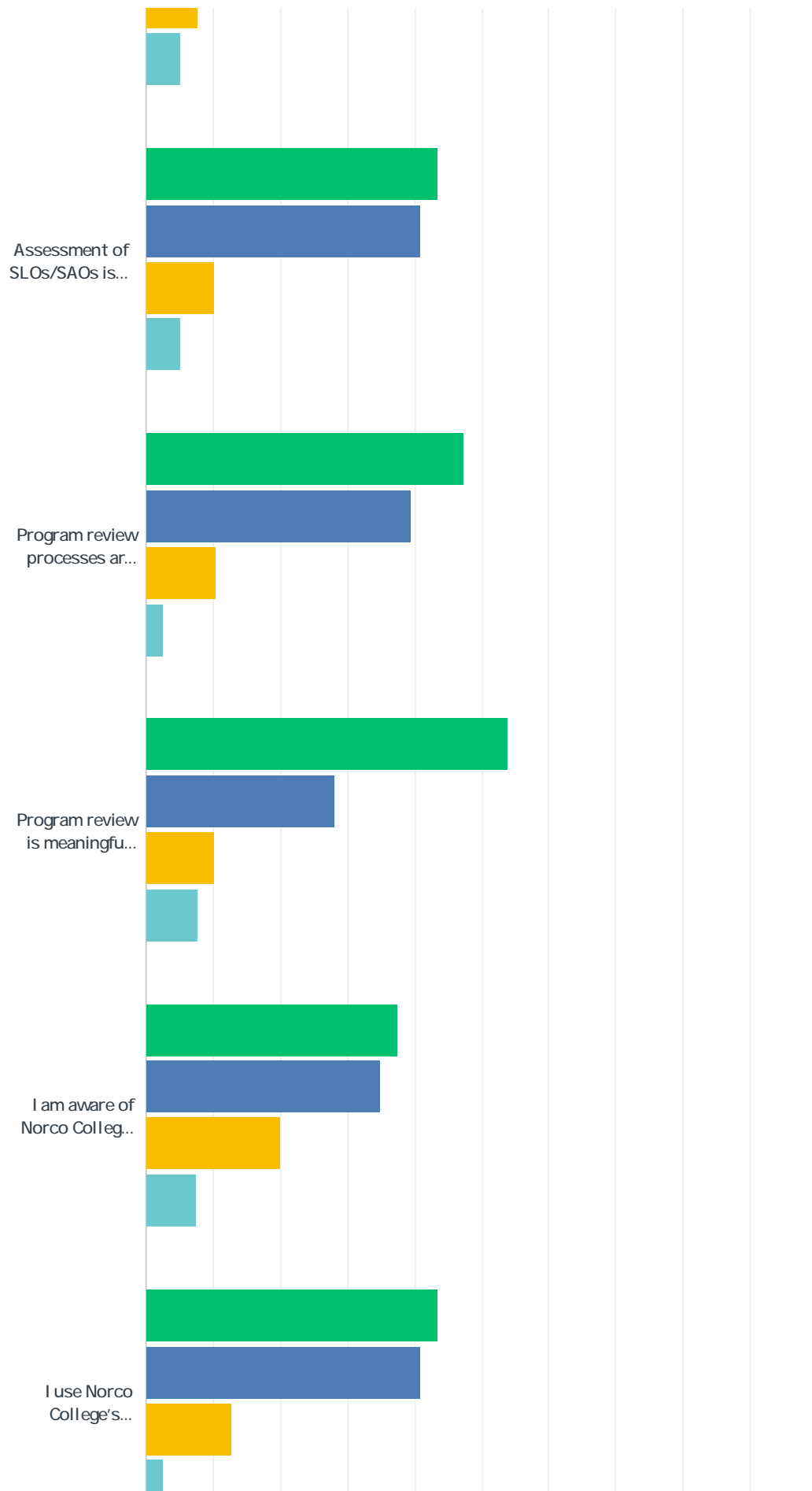


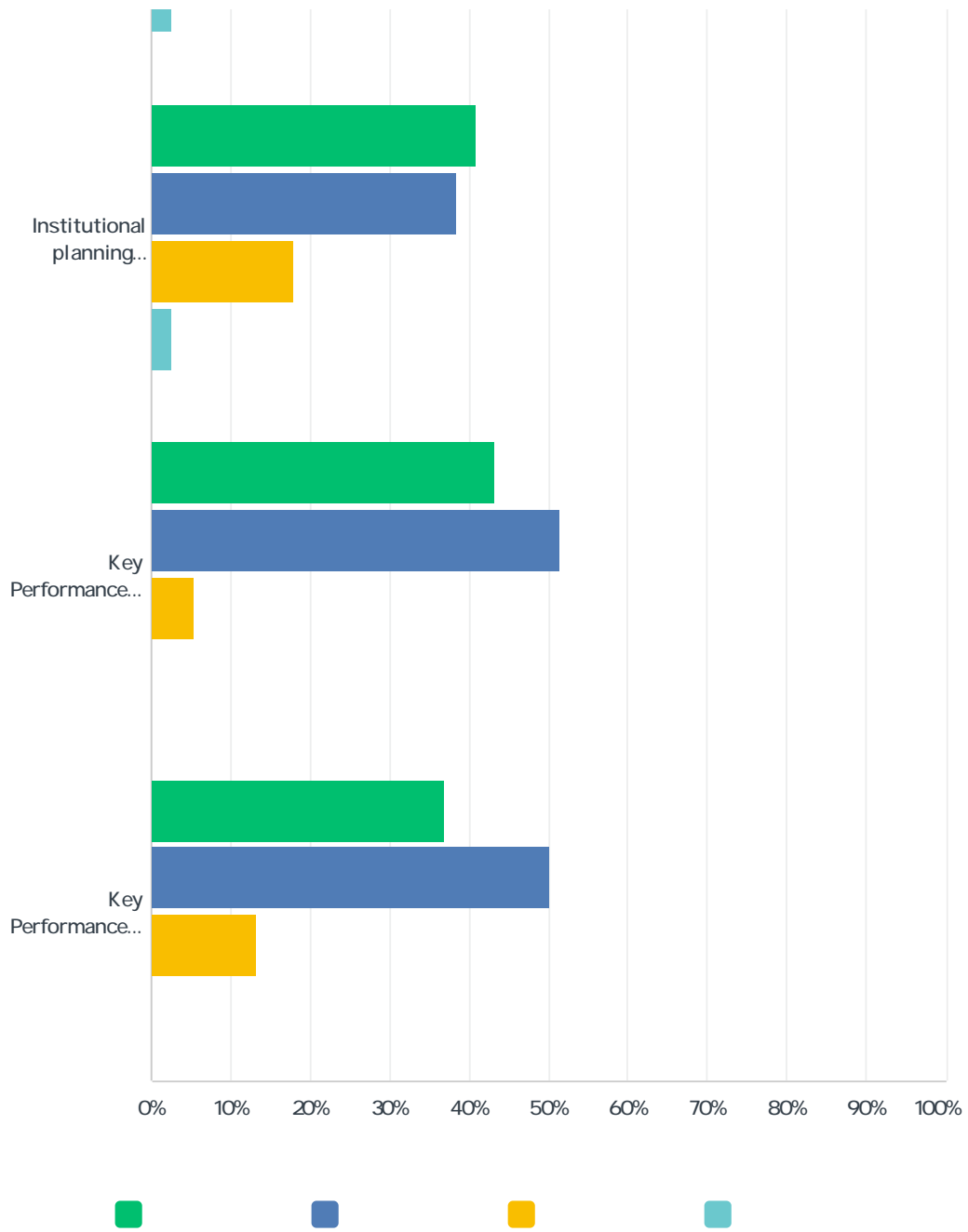


	69.23%	25.64%	5.13%	0.00%		
	27	10	2	0	39	2.64
	67.50%	25.00%	5.00%	2.50%		
	27	10	2	1	40	2.58
	38.46%	35.90%	23.08%	2.56%		
	15	14	9	1	39	2.10
	56.41%	43.59%	0.00%	0.00%		
	22	17	0	0	39	2.56
	81.58%	18.42%	0.00%	0.00%		
	31	7	0	0	38	2.82
	36.84%	26.32%	21.05%	15.79%		
	14	10	8	6	38	1.84
	44.74%	31.58%	21.05%	2.63%		
	17	12	8	1	38	2.18

A : 40 : 20







		STRONGLY AGREE	AGREE	DISAGREE	STRONGLY DISAGREE	TOTAL	WEIGHTED AVERAGE
N	M	43.59% 17	48.72% 19	7.69% 3	0.00% 0	39	3.36
I	N C	32.50% 13	57.50% 23	10.00% 4	0.00% 0	40	3.23
I, M	N C N	46.15% 18	30.77% 12	20.51% 8	2.56% 1	39	3.21
	(LO / AO)	42.50% 17	40.00% 16	17.50% 7	0.00% 0	40	3.25
A	LO / AO /	35.90% 14	51.28% 20	7.69% 3	5.13% 2	39	3.18
A	M 2 LO / AO)	43.59% 17	41.03% 16	10.26% 4	5.13% 2	39	3.23
		47.37% 18	39.47% 15	10.53% 4	2.63% 1	38	3.32
		53.85% 21	28.21% 11	10.26% 4	7.69% 3	39	3.28
		37.50% 15	35.00% 14	20.00% 8	7.50% 3	40	3.02
		43.59% 17	41.03% 16	12.82% 5	2.56% 1	39	3.26
		41.03% 16	38.46% 15	17.95% 7	2.56% 1	39	3.18
		43.24% 16	51.35% 19	5.41% 2	0.00% 0	37	3.38
		36.84% 14	50.00% 19	13.16% 5	0.00% 0	38	3.24

8



0

